















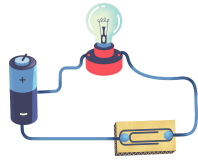


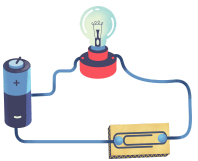







Design and Technology Overview

	Autumn 	Spring 	Summer 
Reception	Structures: Junk Modelling 	Textiles: Bookmarks 	Structures: Boats 
Year 1	Textiles: Puppets 	Food: Fruit and Vegetables 	Structures: Windmills 
Year 2	Mechanisms: Making a Moving Dragon 	Structures: Make a Chair 	Mechanisms: Fairground Wheel 
Year 3	Structures: Castles 	Food: Eating Seasonally 	Digital World: Electronic Charm 
Year 4	Structures: Pavilions 	Electrical systems: Torches 	Mechanical Systems: Slingshot Car 
Year 5	Mechanical Systems: Pop-up Book 	Electrical systems: Doodlers 	Food: Could it be healthier? 
Year 6	Structures: Playground Structures 	Digital World: Navigating the Digital World 	Textiles : Making a Waistcoat 